

Parts of a Plant

Grades: 3rd grade - 5th grade

Subject: Plant anatomy

Materials: *Women in Botany/Las mujeres en la botánica*, Parts of a Plant worksheet, pencil, colored pencils

NGSS: 3-LS1-1

Skills: Identifying, critical thinking, sorting

BACKGROUND

There are many parts of a plant—from the roots growing in the ground, to flowers that bloom during the spring and summer. The scientists featured in *Women in Botany/Las mujeres en la botánica* spent years studying different plants to fully understand its functions and capabilities, and in doing so, they were able to help others with their discoveries!


ACTIVITY

1. Print out one copy of the Parts of a Plant worksheet for each student.
2. Give the students 15–20 minutes to complete the worksheet, offering help when necessary. The students should work independently.
3. When the students are done completing the worksheets, distribute colored pencils so they can color in the parts of the plant.
4. Once the students finish coloring their worksheet, bring the class together to go over each part of the plant and its respective functions.

DISCUSSION

What part of the plant was the most surprising to see? Which functions did you not expect from a plant?





This activity was excerpted from the Teacher's Guide to:
Women in Botany / Las mujeres en botánica

English editions:

Hardback ISBN: 978-1-938492-58-7

Paperback ISBN: 978-1-938492-59-4

eBook ISBN: 978-1-938492-60-0

Spanish editions:

Paperback ISBN: 978-1-938492-97-6

eBook: 978-1-958629-00-0

For more free education resources,
visit us at ScienceNaturally.com.




**Sparking curiosity
through reading**

Feedback welcome. Please send to:
Info@ScienceNaturally.com.

Parts of a Plant

Name: _____

Date: _____



Word Bank

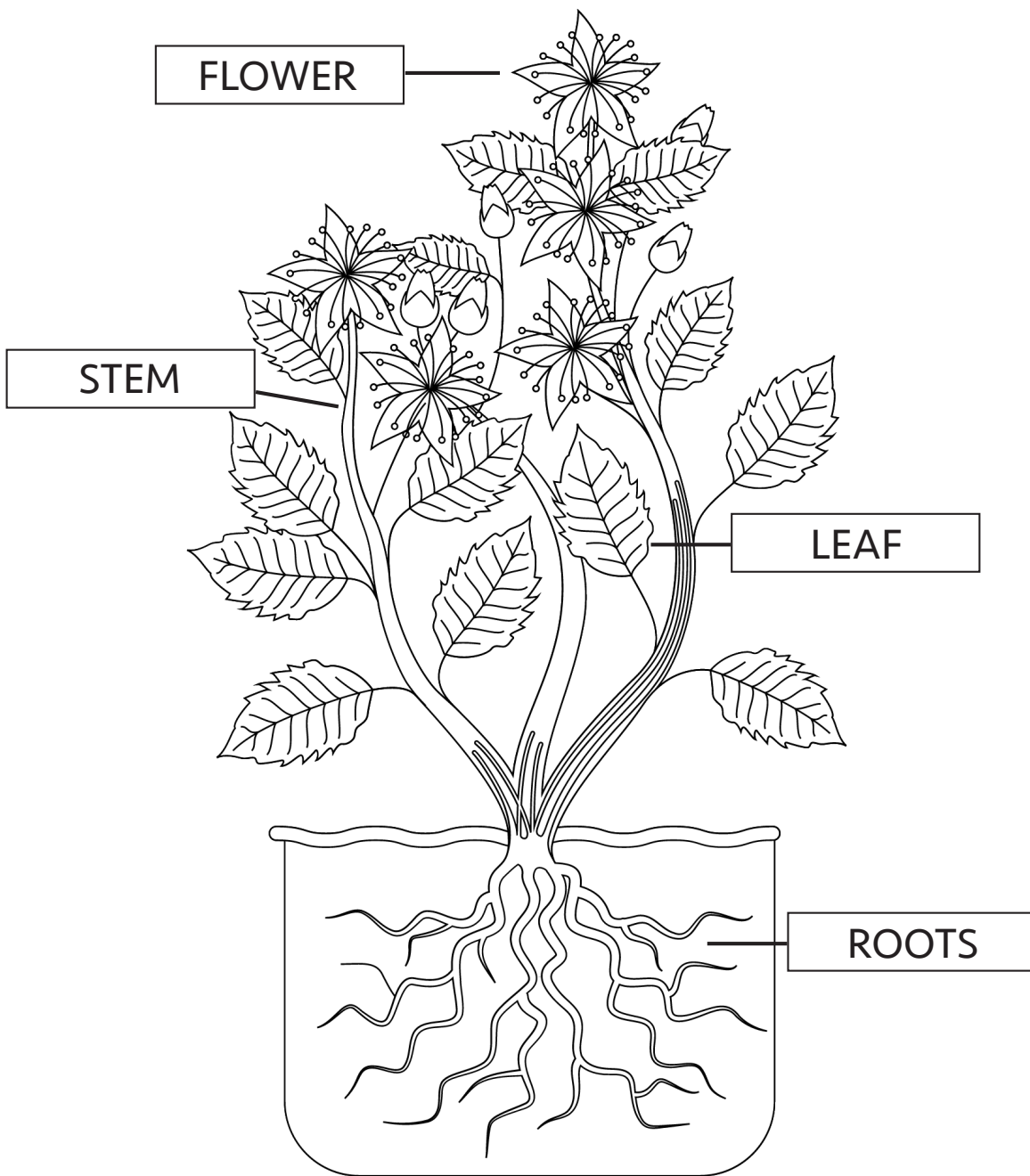
FLOWER

LEAF

STEM

ROOTS

Parts of a Plant: Answer Key



Word Bank

FLOWER

LEAF

STEM

ROOTS